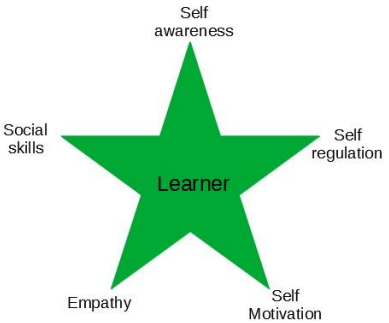





LO	<u>Todwick Rangers Outdoor Sessions</u>	
<p>To know and understand the Ranger School rules.</p> <p>To know why and how we must respect the outdoors.</p>	<p>Teach the rule chant and talk through why the rules are important and must be followed.</p> <p>Begin each session with the rule</p> <p>Agree on a chant to come back together e.g. 'Rangers assemble'.</p> <p>Tidying our space and why we need to remove all litter. Chn to use gardening gloves and litter pickers.</p>	<p><i>We are going to Ranger School</i> <i>Ranger School is really cool</i> <i>We don't leave any trace,</i> <i>Cos Forest School's a special place</i> <i>We don't lick, we don't pick</i> <i>We don't throw any sticks</i> <i>We don't run, we only walk</i> <i>We listen to each other talk</i> <i>We love Ranger School</i> <i>Ranger School is really cool</i></p>
<p>To understand the benefits of learning outdoors together.</p>	<p>Children will have time to consider opportunities' for their social and emotional development while taking part in Ranger sessions.</p> <p>Children will have opportunities within sessions to reflect on their development within each point of the star.</p>	

Todwick Primary School Outdoor Ranger Sessions

<p>To know how to use tools safely.</p> <p>To whittle a piece of wood.</p>	<p>Whittling skills begin with a potato peeler.</p>	 A close-up photograph of a child's hands using a silver potato peeler to strip the bark from a piece of light-colored wood. The child is wearing a red patterned shirt.	
<p>To know how to use tools safely.</p> <p>To use a mallet, hammer and pounding stone safely for woodland activities.</p>	<p>Children explore how to safely use a mallet for activities such as leaf pressing. Children can progress to making their own mallet, using a hammer and finding their own pounding stone.</p>	 A photograph showing a wooden mallet with a black head, a hammer, and a round wooden pounding stone resting on a grassy area. A white cloth is draped over the stone.	

<p>To understand the need for seasonal maintenance within our outdoor area.</p>	<p><u>Autumn time</u> Raking the meadow area to allow new growth in spring Clearing the pond from fallen leaves Why do we leave leaves on the ground in wild areas? Exploration and put back where found. Bulb planting around school <u>Spring</u> Nest building materials for birds Bird seed replenishment Weeding planting areas <u>Summer</u> Watering plants and vegetables in the school grounds Weaving the Willow den Weeding planting areas</p>	
<p>To know how to create shelter outside and the benefits of working as a team.</p> <p>To know how to tie a range of basic knots.</p>	<p>Set up camp with a tarp shelter- discussion around different angles for the tarp to hang and which will work best. Children to explore creating shelters in other ways.</p> <p>Children will learn how to tie a range of basic knots and how this is a really useful bush craft skills that will help in all manner of tasks.</p>	

Todwick Primary School Outdoor Ranger Sessions

<p>To know the different between flora and fauna.</p> <p>To show respect for flora and fauna.</p>	<p>Children will take part in a range of activities that allow them to explore and grow in knowledge about flora and fauna within out school grounds. Time outdoors will allow them to gain respect for our flora and fauna.</p>	
<p>To understand why we need to look after our outdoor environment and what steps they can make to do so.</p>	<p>A range of activities will support children in their knowledge of looking after our environment and the part that they play. Activities will include regular litter picking.</p>	